

Situation Assessment as Based on JML Survey

Chapter of Electrical Engineering and Chapter of Medical Engineering

2023



Introduction

The following document is a summary of responses to the *JML Equality and Diversity Survey* performed by the joint Equality Committee of the Chapters of Electrical Engineering and Medical Engineering in the spring of 2023. The survey consisted of four parts:

1. Inclusion in student life and activities
2. Alcohol and pressure within the Chapters
3. Access to information pertaining to the Chapters
4. Information about the respondents

The survey and response analysis were carried out by Elin Björklund from the Chapter of Electrical Engineering, and Julia Osswald, Rosetta Maglio och Desiree Sundberg from the Chapter of Medical Engineering. The analysis is broken down into four parts:

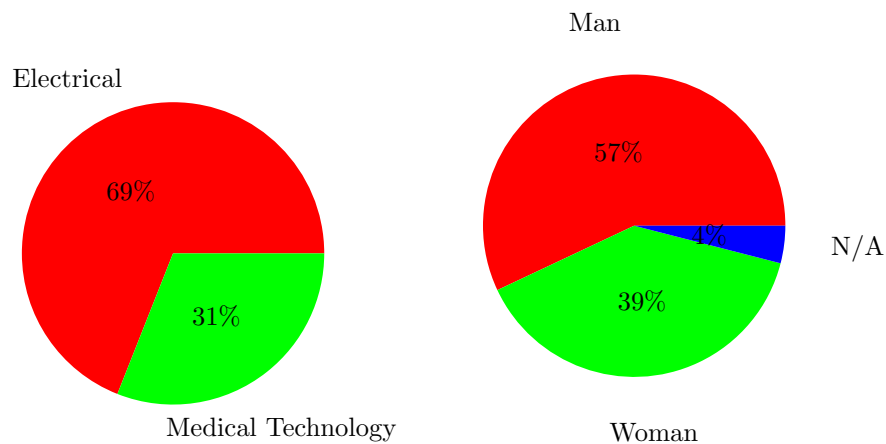
1. The Respondents
2. Assessment Results
3. Conclusion
4. Closing Words

Part 1 provides general information about the respondents, and Part 2 describes the survey responses collected. Part 3 summarizes the conclusions drawn from the preceding parts.

1 The Respondents

The survey received a total of 96 responses, with the Swedish version of the survey accounting for 86 responses, and the English for 10. The Chapter of Electrical Engineering numbered 535 members as of this spring; the Chapter of Medical Engineering had 275 members at the same time. The distribution of respondents between chapters can be viewed in figure 1. Many Master's Degree students in the Electrical Engineering program are studying abroad and so cannot participate in activities, which makes them difficult to reach.

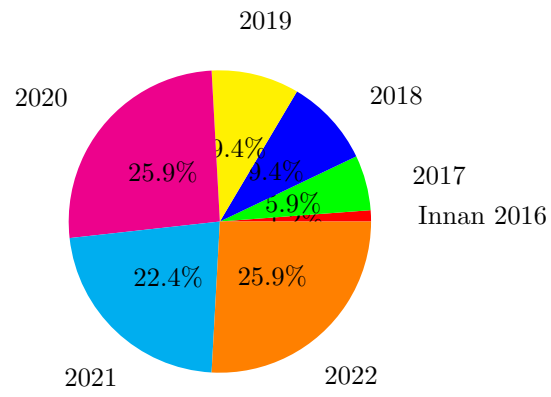
The majority of respondents are men as seen in 2. The biggest share of the respondents that has answered the survey started year 2020 and 2022 according to figure 3. ¹



Figur 1: Responses to the question "Which program are you enrolled in?"

Figur 2: Responses to the question "What is your gender identity?"

¹The figure depicts the options that were selected by respondents. More options for gender identity were available in the survey.

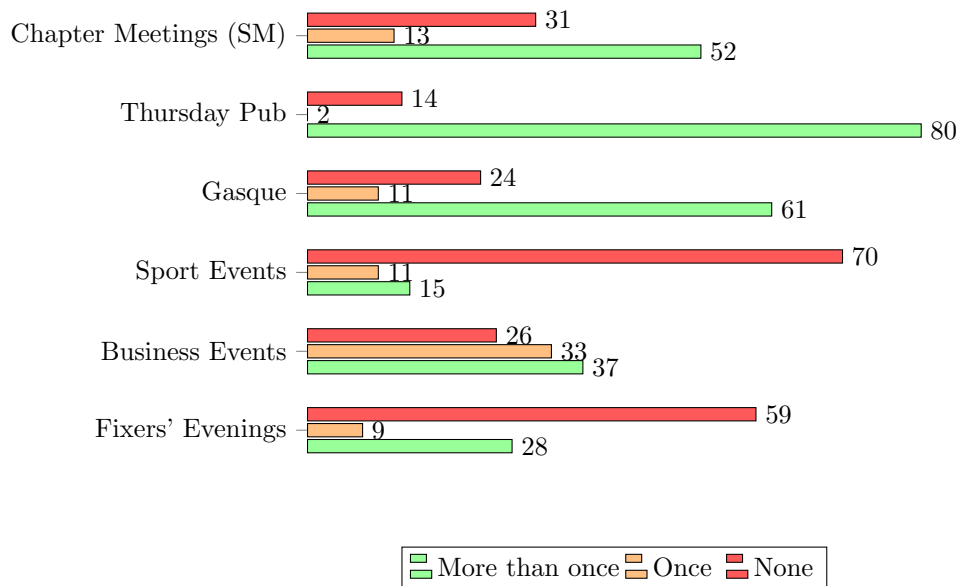


Figur 3: Responses to the question *What year did you join the chapter?*

2 Assessment Results

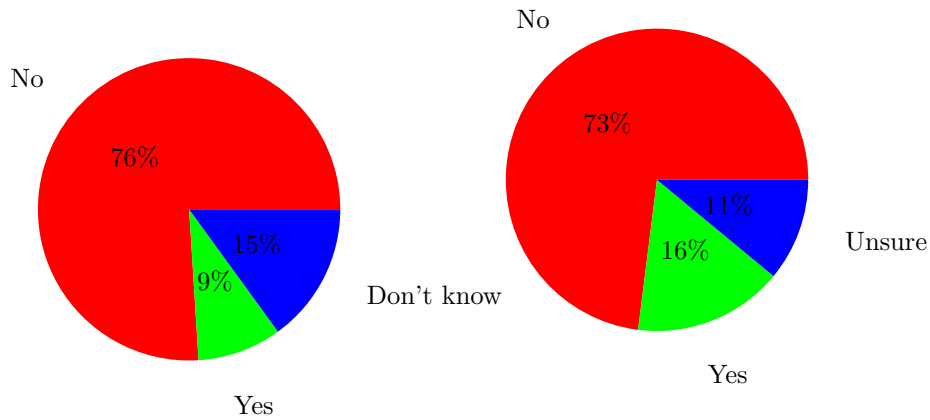
2.1 Inclusion in Student Life

In figure 4 shows the respondents' participation in various Chapter activities. The number next to each bar corresponds to the number of respondents who selected the option (96 being the total number of respondents). Approximately 69% of respondents have participated in activities during the Student Reception, which, along with Chapter meetings, Thursday Pubs, and gasques, comprise the Chapter activities with the most participants. Of all the respondents 50% have been engaged in various Chapter Committees and approximately 27% in various clubs within the past year.



Figur 4: Responses to the question *How many times have you attended the following events in the past year?*

The following section pertains to questions on harassment and on the general atmosphere within the Chapters. As shown in figure 5 and 6 in the past year approximately 9% of respondents have been harassed, discriminated against, or otherwise treated poorly within their Chapters, and 16% have witnessed it happening to someone else. There was an option to elaborate on one's answer in a comment in what situation this happened. Events that came up was pub that was mentioned multiple times and also reception and exampub.

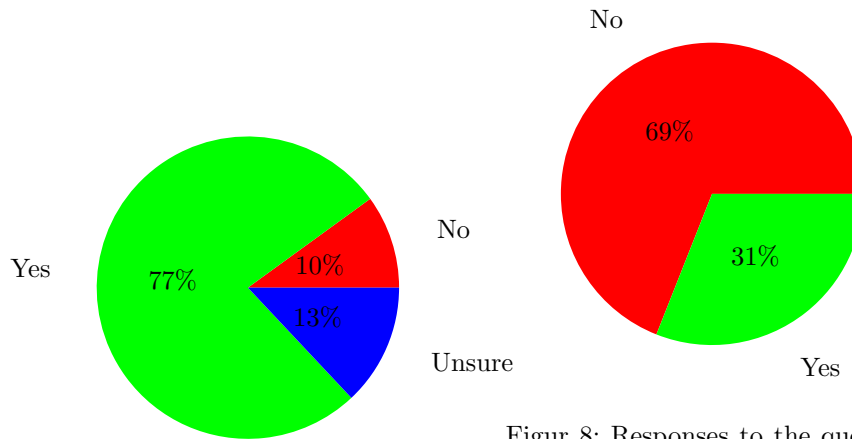


Figur 5: Responses to the question *Have you been harassed, discriminated against or in any other way been treated poorly by other chapter members?*

Figur 6: Responses to the question *Have you seen someone being harassed, discriminated against or in any other way being treated poorly by other chapter members?*

As seen in figure 7, approximately three quarters of the respondents knows how to report harassment and discrimination. Respondents had also the option to add a comment where they would like to find such information. Several respondents stated they would like to find it on social media, KTH.se, the THS website, and the websites of their Chapters. The bulletin board at Tolvan were also suggested.

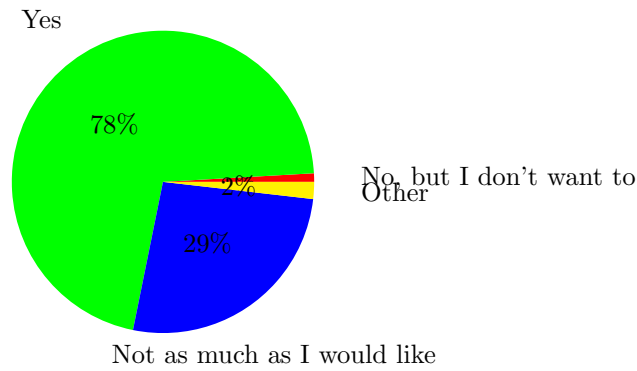
The question *Have you experienced that you, or someone else, has been receiving special treatment?* did the respondents an option to elaborate on one's response with a comment. Several respondents reported that Chapter members holding high-ranked posts in the Chapter receive positive special treatment. Some of the comments also mentioned that these members get benefits in form of doing however they please without receiving any consequences. Another problem that was mentioned was that members holding high-ranked posts has it easier being elected to different posts and have a bigger trust meaning it is hard for people on the outside to get in to the community. Another problem that was mentioned was gender discrimination and ostracism due to function variation.



Figur 7: Responses to the question *Do you know how to report harassment, discrimination or poor treatment?*

Figur 8: Responses to the question *Have you experienced that you, or someone else, have been receiving special treatment within the chapter?*

Most of the respondents feel at home in their Chapters, as can be seen in figure 9. Respondents had the option to elaborate with a comment. Some respondents answered that the Chapter is fun but also skewed and internal. For example that friends that friends have their backs and that it therefore can be difficult to get into the community on the chapters. However some other respondents mention that they feel like Tolvan is their second home and that the atmosphere is very good!



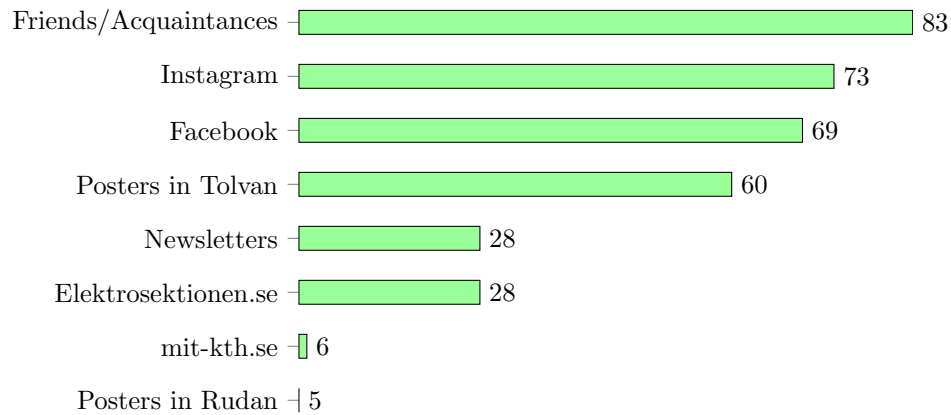
Figur 9: Responses to the question *Do you feel at home in the chapter?*

The question *How do you experience the social environment of the chapter?* prompted the respondents for a text answer. More than majority of the respondents answered that they considered the social environment to be positive

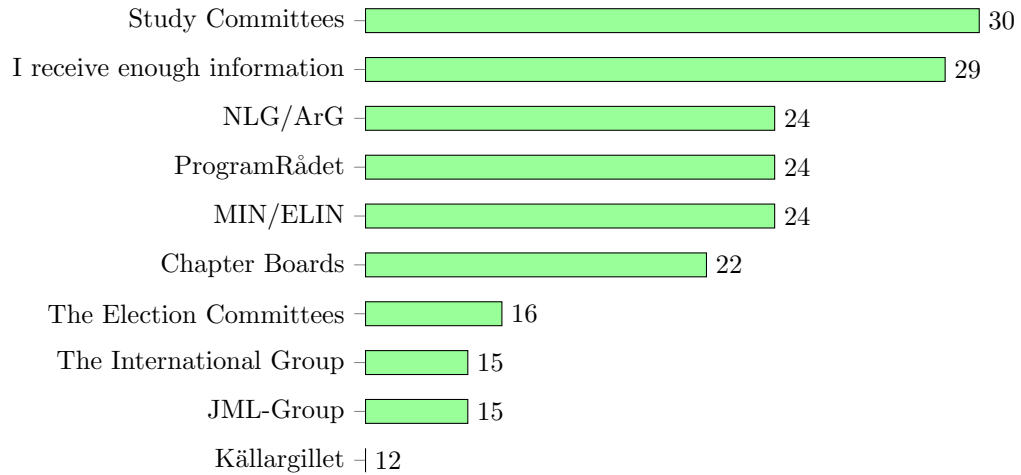
and very good, and other synonyms that was mentioned was welcoming, nice, inviting. Other comments was regarding that the atmosphere is dude-ish and internal.

2.2 Access to Information

To the question *Do you feel that you are reached by the information you need / want?* (From the chapters), the majority (75%) responded yes. Figure 10 shows that many receive information about Chapter happenings from their peers, as well as via Facebook. Figure 11 shows that the majority of the respondents receives the information that they want from the different parts of the chapter. Some however wishes to receive more information from different groups such as the Study Committees. The vast majority would like to access this information via Instagram, Facebook, posters or newsletters, as illustrated in figure 12.

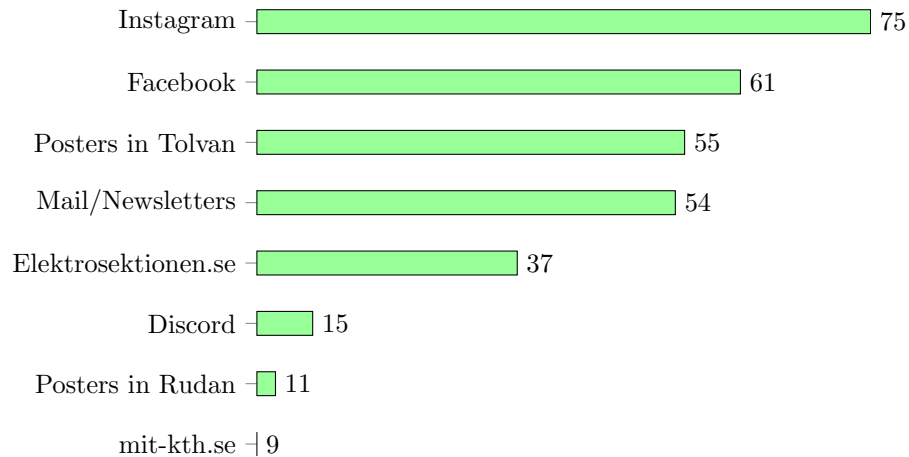


Figur 10: Responses to the question *How do you get information about what is happening within the chapters?*



Figur 11: Responses to the question *From which part of the chapters would you like to receive more information?*

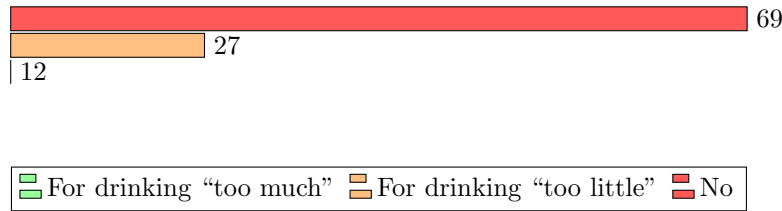
Some of the suggestion of how the information regarding what is happening on the Chapters could be displayed was posters and notifications of the websites and a canvas page for the Chapters.



Figur 12: Responses to the question *How would you like to get information about what is happening within the chapters?*

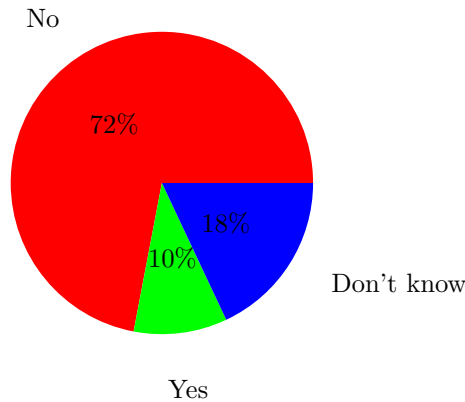
2.3 Alcohol/Pressure

40% of respondents have felt questioned on grounds of their alcohol consumption, as shown in figure 13. The numbers show the number of respondents (as opposed to percentages.)

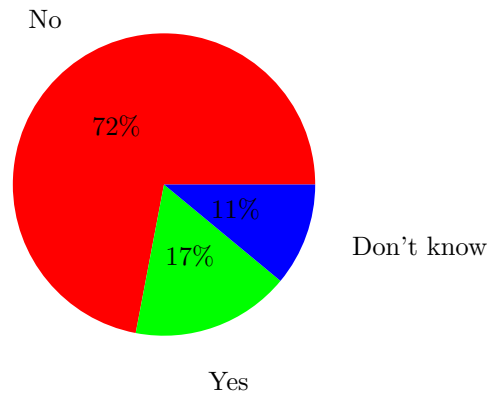


Figur 13: Responses to the question *Have you ever felt that you have been questioned because of your alcohol consumption?*

The question *Have you ever pressured someone to do something against their will? (either related to alcohol or something else)* gave the respondents the option to elaborate with a text answer. Some reported that they have pressured friend but that it has been as a joke. Some also stated that they were uncertain since they don't know how it has been perceived by others.

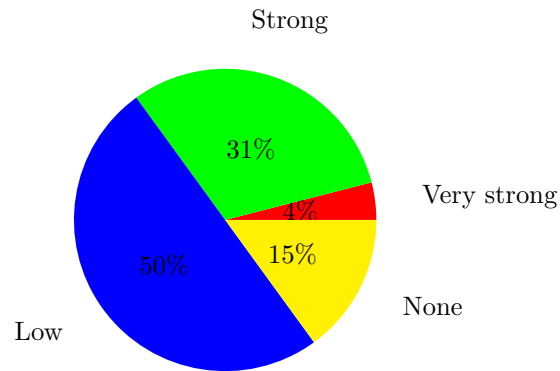


Figur 14: Responses to the question *Have you ever pressured someone to do something against their will? (either related to alcohol or something else)*



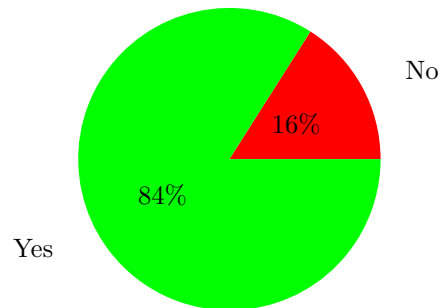
Figur 15: Responses to the question *Have you ever been pressured to do something against your will? (either related to alcohol or something else)*

The respondents were asked to rate the intensity of the pressure to drink within the Chapters, one could choose between none, low, strong and very strong. The results can be viewed in figure 16.



Figur 16: Responses to the question *How strong do you think the pressure to drink is in the chapters?*

Figure 17 shows that the vast majority feel comfortable with being sober at a party. Most added that it is not viewed in a negative light, but that it is less fun. Some brought up that they can feel left out when sober at some parties where the norm is to be very intoxicated, and in that case, you can feel obligated to have an excuse as to why you are sober.



Figur 17: Responses to the question *Are you comfortable with going to a party and being sober?*

55% of respondents answered no to the question *Do you want the chapter to arrange more alcohol-free events?* Those who answered yes had the option to add what types of alcohol-free events they would like to see. Among the suggestions were game nights, movie nights, sports events, dinners, alcohol-free pubs, sewing circles and business events. Various outdoor activities and study related events were suggested.

3 Conclusion

More respondents have participated in all categories of chapter activities this year compared to last year. The event that most respondents have attended is Thursday pubs. The proportion of respondents that have been involved in chapter committees and associations is similar to last year.

Last year 12% of the respondents had been harassed or treated poorly. This year that was lowered to 9% and fewer respondents have seen it happen to someone else compared to last year as well. Significantly more of the respondents know how to report harassment this year compared to last year as this increased from 44% to 77%.

The amount of respondents that have experienced special treatment of any kind have increased from 20% last year to 31% this year. The respondents had the opportunity to add a comment to this question and the most common comments were regarding preferential treatment, that it is easier to get elected to posts via contact network and that chapter members holding high ranked posts in the chapter get benefits in form of doing however they please without receiving any consequences.

More of the respondents feel at home in the chapters than last year as this has increased from 63% to 78%. This question also had the option to add a comment where the most common comment was that the atmosphere in the Chapters is fun however, they can at times feel skewed and internal.

The answer options to the question “How strong do you think the pressure to drink is in the chapters?” was modified from last year from a ten-point scale to the alternatives: none, low, high and very high. The majority responded that the pressure to drink in the chapters was low.

The atmosphere in the Chapters was for the most part described as good, in comparison to last year the fraction of respondents that describe the atmosphere positively has increased. However, comments regarding the atmosphere being dude-ish and internal are also mentioned. These answers are usually recurring every year.

Similar to the previous year many respondents stated that chapter members holding high ranked posts in the chapter as well as their friends receive preferential treatment in the chapters, and that the Chapters are hierarchical.

4 Closing words

This year's survey has been modified by adding answer options to increase the nuance and distinctness of the result. Answer options regarding events that have been reinstated after the pandemic have been updated.

Furthermore, the following questions have been added or modified in this year's survey: The follow up question to *Have you seen someone being harassed, discriminated against or in any other way being treated poorly by other chapter members?* have been changed from *If yes, how?* to *If yes, in what situation?* The question *Which year did you join the chapter* was added. The answer options to the question *How strong do you think the pressure to drink is in the chapters?* was changed from a ten-point scale to the options none, low, high and very high.