

# Status Analysis based on the survey about equality and diversity

Chapters for Electrical Engineering and Medical Engineering

2018



## **Introduction**

This document is a summary of the answers from the survey about equality and diversity at E and MiT during the spring 2018. The analysis is made by Ida Kols, Linus Dahlgren, Andrea Lundkvist and Nathalie Wehlin. The report is divided into three parts:

1. the respondents
2. result of the status analysis
3. conclusions

The first part describes characteristics of the respondents, the second part describes the results we got and the third part summaries the results in part 1 and 2.

# 1 The respondents

In total, we got 96 answers. Konglig Elektrosektionen had 278 members during the spring and Sektionen för Medicinsk Teknik had 198 members. The division is seen in figure 1, by percentage is quite like the division between the number of members at the chapters. Most of the respondents was between 20 and 22 years old, according to figure 3 and are male, figure 2. Most of the respondents have not moved to Stockholm to study, figure 4.

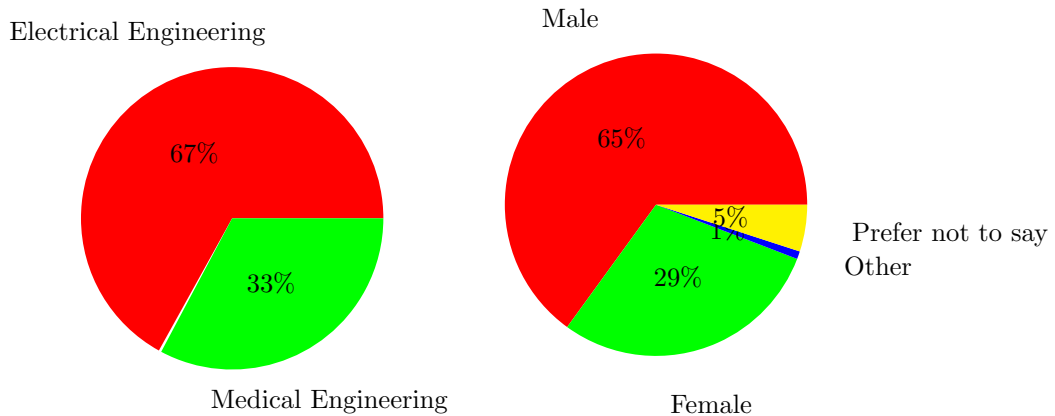


Figure 1: Answer to the question "What do you study?"

Figure 2: Answer to the question "What is your gender identity?"

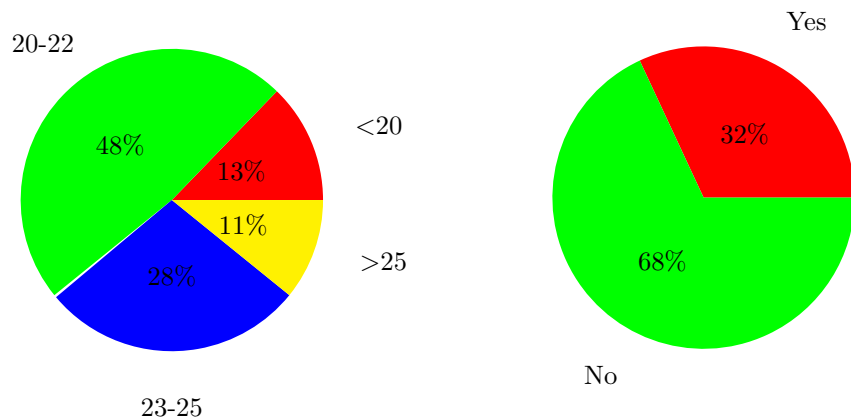


Figure 3: Answer to the question "How old are you?"

Figure 4: Answer to the question "Did you move to Stockholm to study?"

In figure 5 can we see that 70% of the respondents have participated during the reception, which together with gasque is the chapter activities that most have

participated in. The Thursday Pubs and chapter meeting was also popular events.

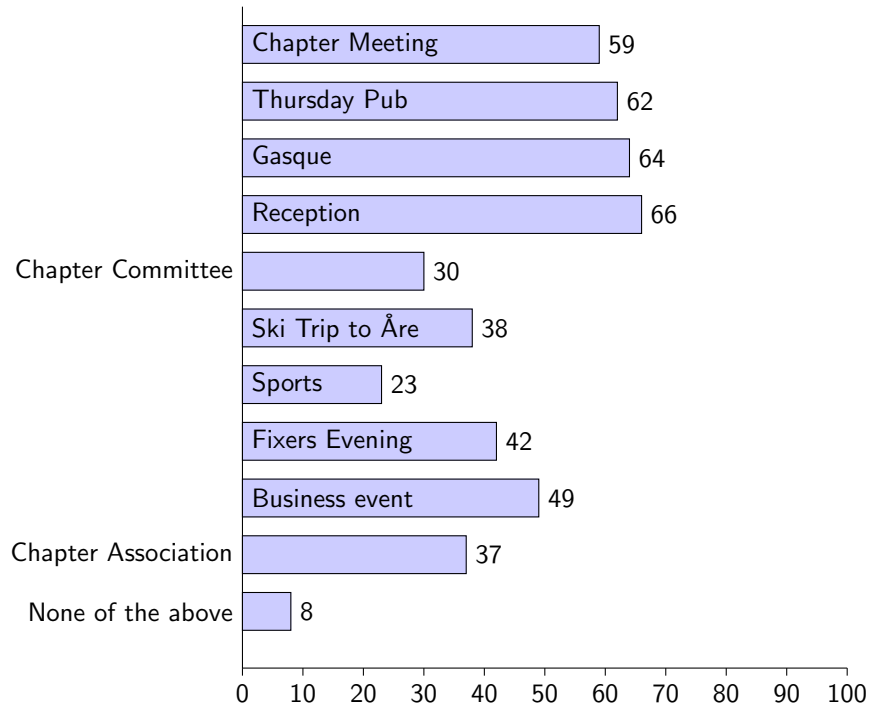


Figure 5: Events that the respondents have participated in

## 2 Result of the status analysis

### Do you feel that the chapter is a place for everyone?

According to figure 6 did most of the respondents feel that the chapter is a place for everyone. 18% felt that the chapter was not a place for everyone.

The comments associated to the question said that it was hard to become a part of the chapter after the reception. A lot of the respondents thought that there were a spread of activities and something that attracts everyone. Most of the activities do target one group of people. Inte international students and exchange students felt over all a bit outside.

Many answered that there were groups at the chapter and that they were selectable which is a good way to make everyone treated equally. Some thought that olders students easily feel excluded.

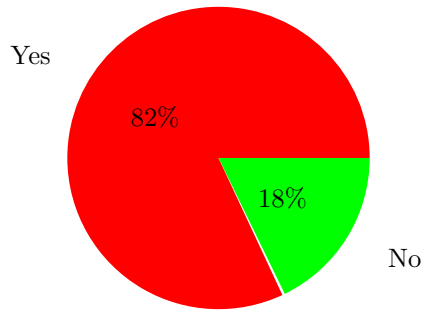


Figure 6: Answer to the question "Do you feel that the chapter is a place for everyone?"

**Do you feel that everyone is treated equally in the chapter**

Figure 7 shows that 21% did not feel that everyone was treated equally at the chapters. The follow up question "If you answer is "No", why? Do you have any suggestions on how to improve it?" most of the respondents described that there is a division at the chapter according to how active you are and that there are preconceptions about the active members that make other non-willing to become more active. At this question the international students observed that they felt excluded as well. It was also told that girls have felt uncomfortable in situations where alcohol was involved. Some also said that there should not be any activities for only one gender.

By those who also answered the follow up question "Comment"

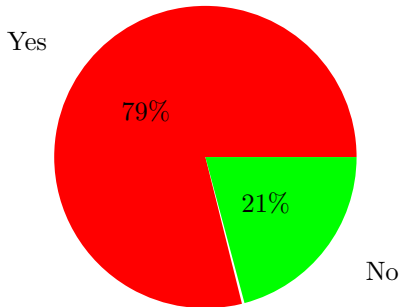


Figure 7: Answer to the question "Do you feel that everyone is treated equally in the chapter?"

**Have you been offended, discriminated, or in any way treated badly by someone in the chapter?**

The answers to the question above is shown in figure 8.

By the ones who comment on the question, the majority said that girls get treated badly and that it is as usual.

33% say that they know how to report if they are treated badly at the

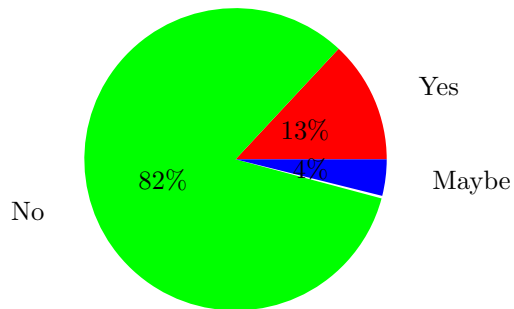


Figure 8: Answer to the question "Have you been offended, discriminated, or in any way treated badly by someone in the chapter?"

chapter, according to figure 9.

Most of the respondents state that they do not know how to report, but they think they can find out if it would be needed.

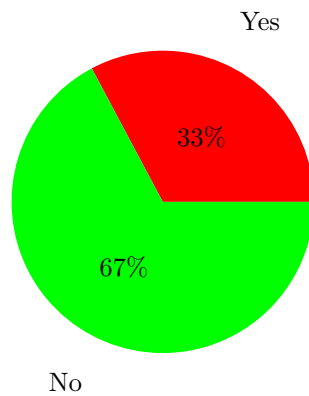


Figure 9: Answer to the question "Do you know what to do, if you have you been offended, discriminated, or in any way treated badly by someone in the chapter?"

### **Alcohol**

In figure 10 can we see the percentage of the answering who have felt pressure to drink alcohol.

Based on the comments the reader could see that it is a mutual pressure and the expression "give and take" is used. Someone comment that you choose yourself of you get pressured or not, if you don't want to drink you can just say no and then you haven't been pressured.

In figure 10 and figure 11 can we see that there is almost as many who

have said that they have not pressured someone as the ones who have not been pressured. There is 2% more who do not know if they have pressured someone.

All comments to this questions is told that they have only pressured someone if the same person have pressured them.

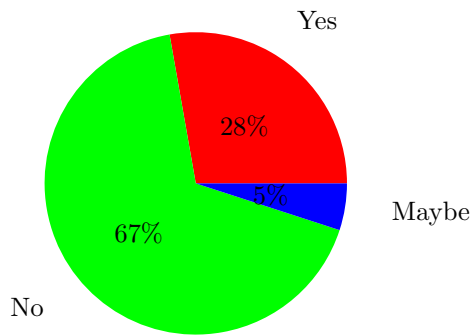


Figure 10: Answer to the question "During the past year, have you been pressured to drink alcohol at chapter events? 1?"

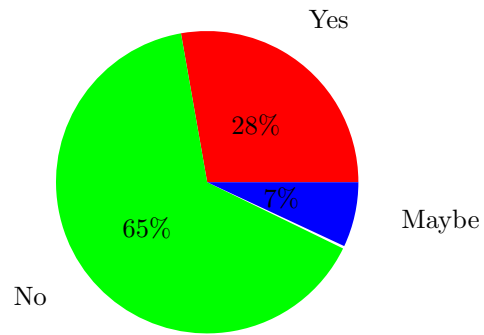


Figure 11: Answer to the question "During the past year, have you pressured someone to drink alcohol at chapter events? ?"

**During the past year, have you ever been questioned because of your alcohol consumption?**

Yes, because I don't drink alcohol.  
Yes, because I drink too little

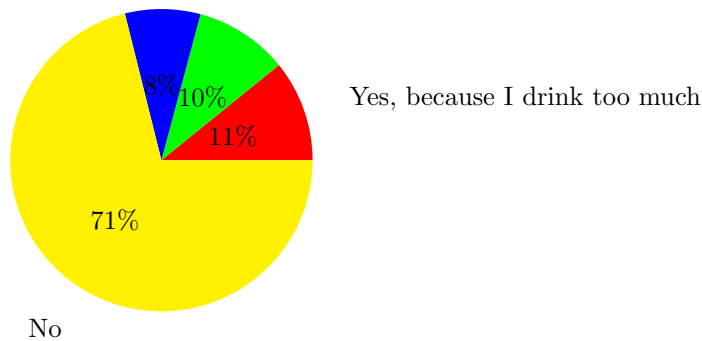


Figure 12: Answer to the question "During the past year, have you ever been questioned because of your alcohol consumption?"

In figure 12 above you can see the amount of respondents who felt questioned based on their alcohol consumption.

Many answer was that only friends questioned each other but there were some comments where people weren't sure if they ha been questioned.

**How do you experience the reception?** A majority have answered that the reception is very good. Some consider that an improvement in the communication is necessary. Some thought that there were some alcoholic pressure duuring the reception.

**How do you experience the chapterhall? What mood prevails? Do you feel that it is a place for everyone?** Almost everyone thought that there is a good atmosphere in the chaperhalls. Several respondents have comment that there is a high noise level that disturbs the ability to study. A lot of the respondents also told that it was dirty in the chapterhalls. There where some comments about that Medicla Engenering need be more visible in the halls.

### 3 Conclusion

#### 3.1 Summary of this years survey

The students at Electrical Engineering and Medical Engineering do overall believes that there is a good atmosphere and that everyone feel welcome, both in the chaperhalls and event arranged by the chapters.

About 20% do not believe that everyone is treated equally or that the chapter is a place for everyone. 13% state that they have been discriminated, harrassed or treated badly at the chapter. Only 33% by the respondents states that they know how to report if they are treated badly by someone at the chapter.

#### 3.2 Comparison with last year

In this years survey 30% states that they have been pressured to drink alcohol, which is a reduction from last year where 40% said that they felt that. There are not as many people who felt that they have been have been questioned based on their alcohol consumption this year as last year. There is a slightly increase in members who don't think that everyone is treated equally at the chapters according to last year. There are considerably more members who states that they have been treated badly at the chapter this year.